

Dear all,

Please find the September update below, which includes the latest claimant count figures and job posting numbers. This update also includes the latest information on furlough, which was released on Thursday 22nd October, also released at the same time were the latest Self Employment Income Support Scheme numbers.

The main headlines from the below are as follows:

- The **Claimant Count** for Gloucestershire has dropped very slightly down from 5.0% in August to **4.9% in September**.
- **Job posting numbers** continue to increase with the number of postings for September at around **18,705** which is 19.9% lower when compared to September 2019. Both the Forest of Dean and Tewkesbury have seen an increase in the number of job posts when compared to the same month last year.
- The total number of **workers furloughed** in Gloucestershire as at the 31st August was **30,700**.
- The second phase of the **Self Employment Income Scheme** grant has now seen a total of 21,300 claims made in Gloucestershire up to 30th September, with a take up rate of 62% of those potentially eligible and totalling £55.9 million.

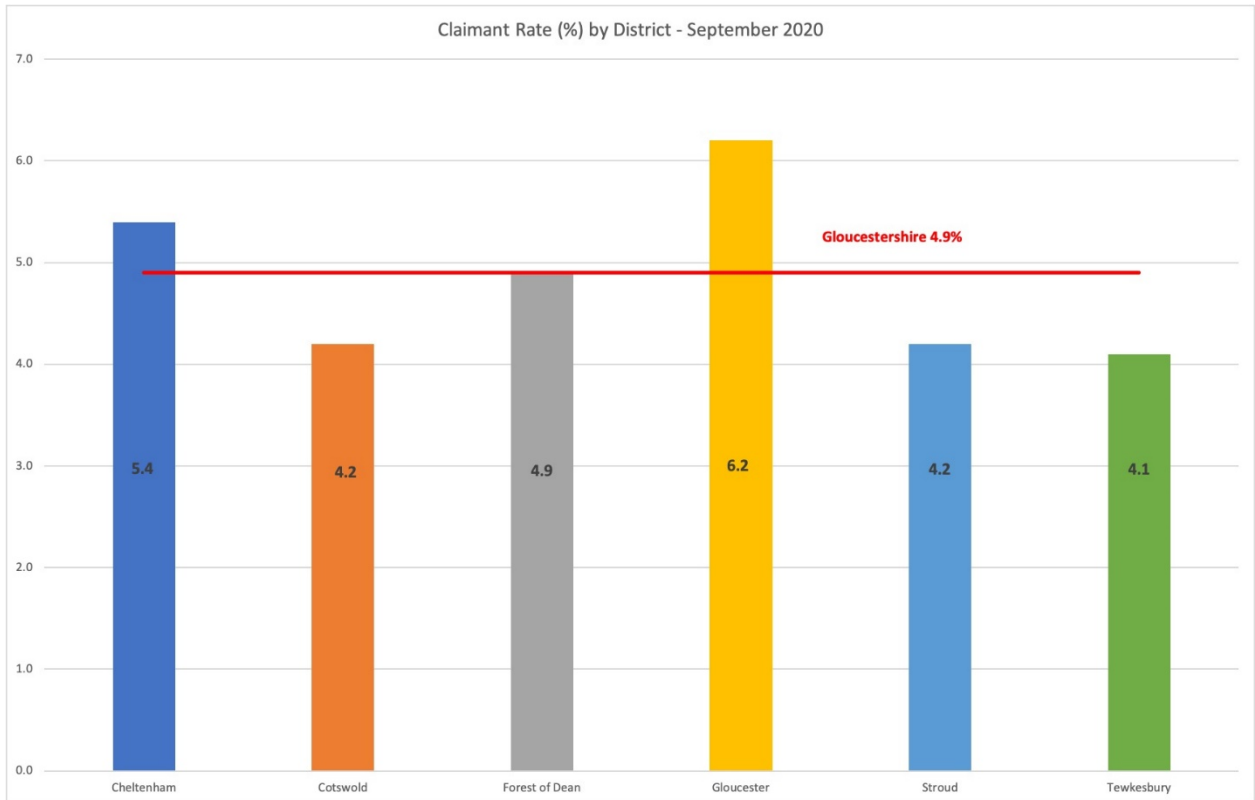
September Claimant Count

Last week saw the publication of the September **Claimant Count** figures: **Gloucestershire** has seen a small decrease to **4.9%** from the August figure of 5.0% (the value is expressed as a proportion of residents aged 16-64). The September total now stands at **18,985** compared to the August figure of 19,155 which is a monthly **decrease of 170**. However, there has been a small rise in the approximate number of persons claiming in Gloucester (25) and Stroud (40).

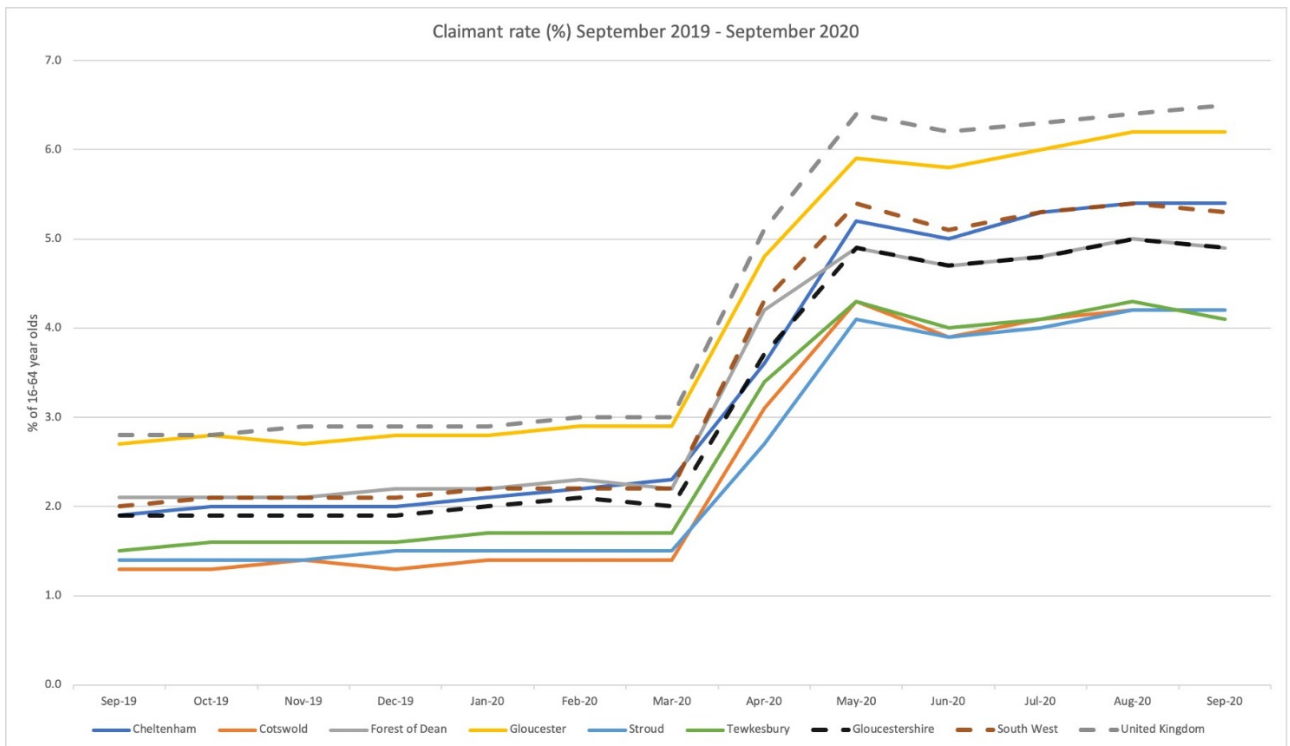
The September figure for the **South West** is **5.3%**, **England** is **6.6%** and the **UK** figure is **6.5%**.

For more information on the claimant count, please refer to the Gloucestershire County Council's monthly publications [here](#).

The below shows the claimant rate for September 2020 in Gloucestershire.



The below shows the current claimant rate for Gloucestershire at 4.9%, compared with all six districts, the South West and United Kingdom. The rate for Gloucestershire has been below that of the UK and South West for the past 12 months.



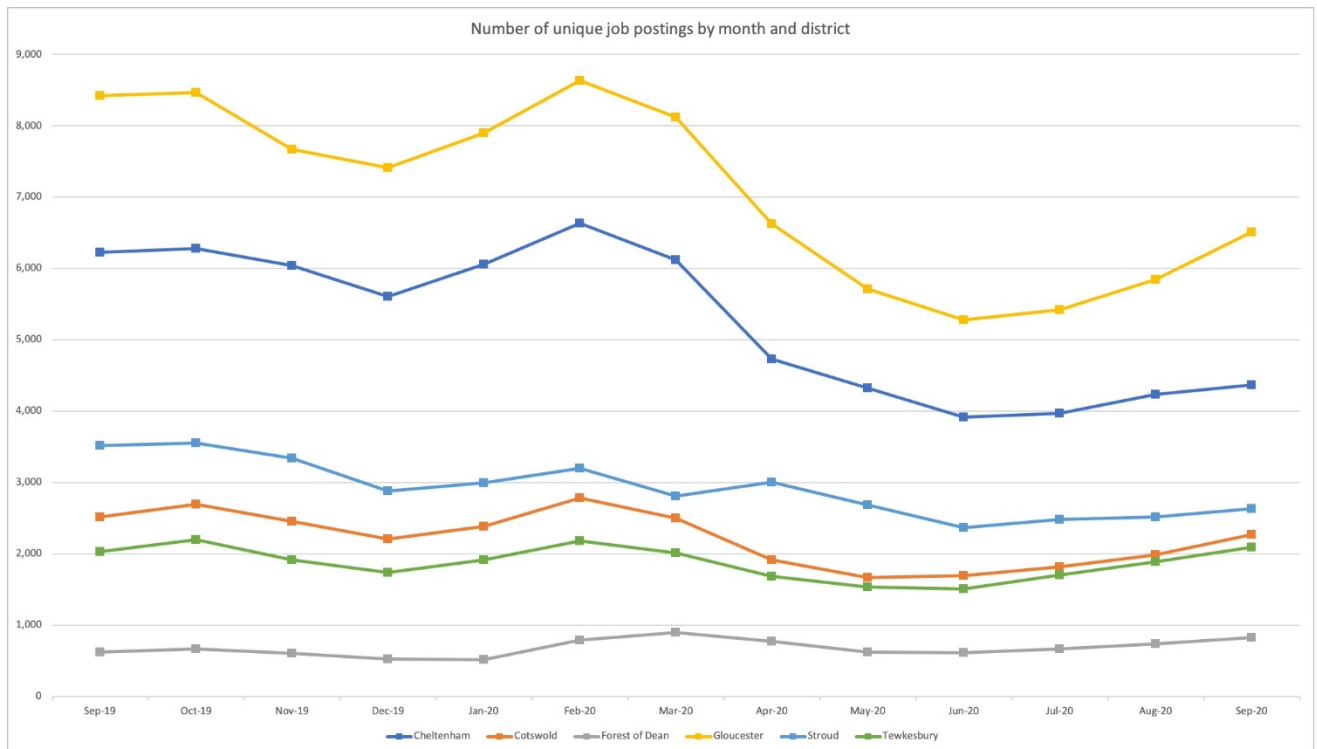
EMSI job posting numbers

Job posting numbers continue to increase with the number of postings for **September** at around **18,705** which is 19.9% lower when compared to September 2019. Both the Forest of Dean and Tewkesbury have seen an increase in the number of job posts when compared to the same month last year.

The below table gives a district overview of total jobs in September 2020 when compared to September 2019:

Number of unique job postings by district			
September 2020	2019	2020	% comparison to 2019
Cheltenham	6,225	4,364	-29.9
Cotswold	2,521	2,273	-9.8
Forest of Dean	624	823	31.9
Gloucester	8,420	6,513	-22.6
Stroud	3,519	2,636	-25.1
Tewkesbury	2,031	2,096	3.2
	23,340	18,705	-19.9

The below shows the number of job postings by district for the past 12 months, which clearly shows that Cheltenham and Gloucester have seen the largest decline, but overall have had more job postings throughout. Gloucester appears to have the steepest recovery with regards to job postings over the past three months, compared to other areas. Tewkesbury is now close to the peak in job postings it saw in October 2019 and February 2020, while the Forest of Dean is close to the peak it saw in March 2020.

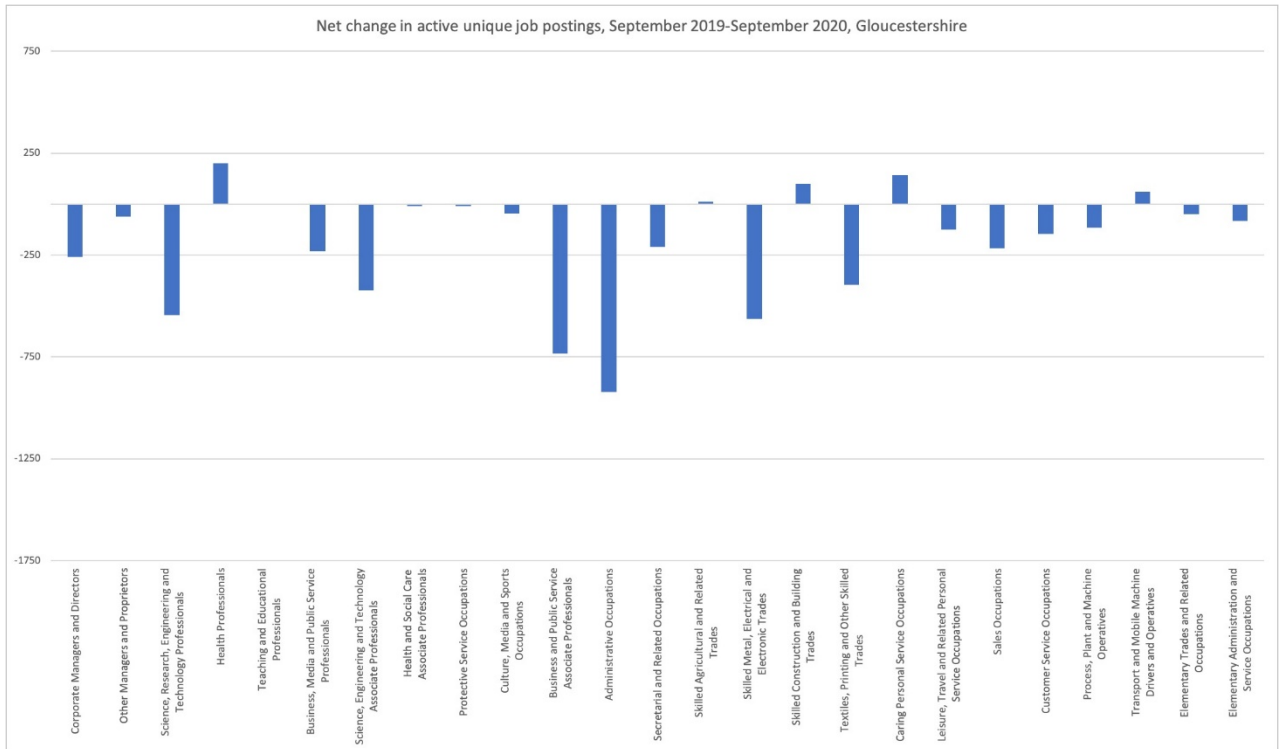


Please note – job posting numbers are based on snapshot data taken on the 7th October, numbers are provisional and subject to change. The information is continually being cleaned and validated, but job posting numbers provide a good indication on how the job market is performing.

EMSI delivers real time access to job vacancies from a comprehensive range of sources including job boards, employer sites, newspapers, public agencies etc. Data extraction and analysis technologies mine and code data from each job listing to provide analysis on industries, occupations, skills and qualifications. However, the tool will inevitably not capture all vacancies.

The below shows the net change in the number of job postings by top level occupation (two-digit SOC), comparing September 2019 to September 2020.

Almost all occupations saw a decline in job postings, which is similar to last month, however this month the drops appear to be more evenly spread. **Health Professionals** job postings have however seen an increase of 201 and **Caring Personal Service Occupations** have also seen an increase of 141, both of these occupations also saw an increase last month. **Skilled Construction and Building Trade job postings** have seen an increase of 100, alongside **Transport and Mobile Machine Drivers and Operatives** which has seen an increase of 61. The greatest falls show to be in **Administrative Occupations** and **Business and Public Service Associate Professionals**, but also in **Science, Engineering and Technology Associate Professionals, Science, Research, Engineering and Technology Professionals** and **Skilled Metal, Electrical and Electronic Trades**.



The following highlights the top companies posting jobs, job titles and the most frequent hard and common skills.

Top companies posting jobs in September include; **NHS, Gloucestershire County Council, Bidvine, The Orders of St John Care Trust** and **Royal Agricultural University**, – **please note** that I have not included employment agencies here which are detailed throughout the report.

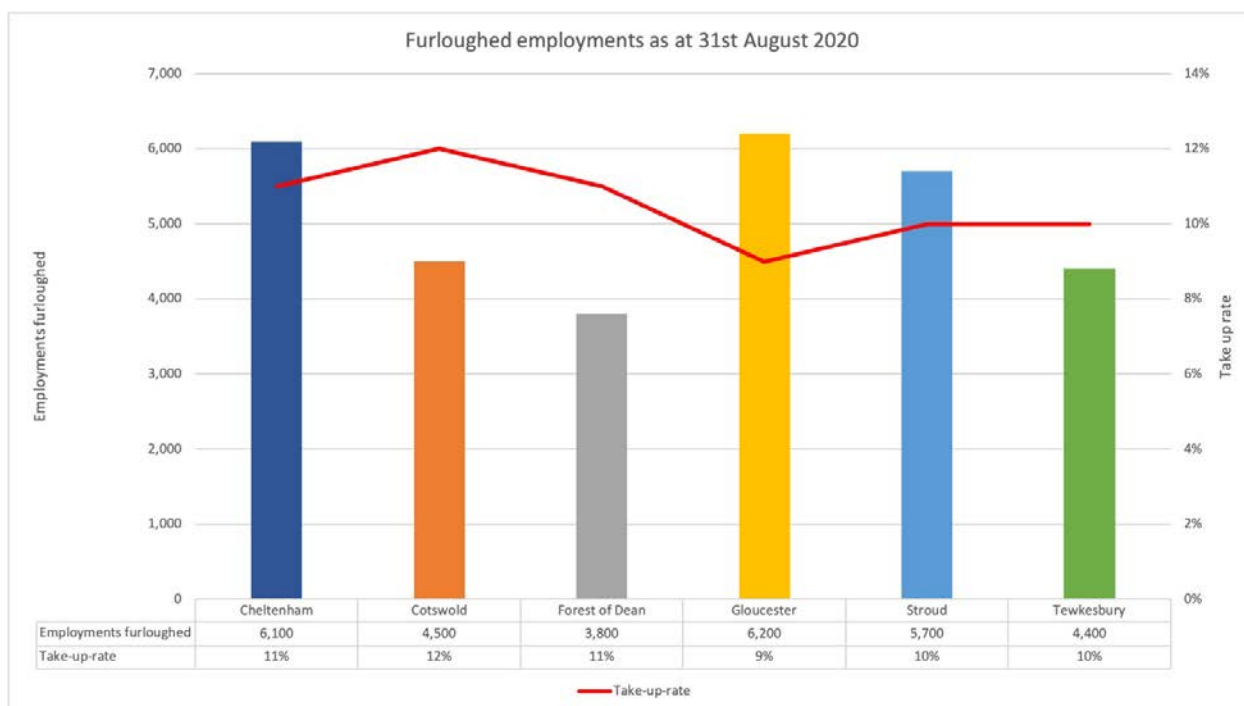
Top posted job titles in August include; **Family Support Workers, HGV/Large Goods Vehicle (LGV) Drivers, Home Care Social Workers, Warehouse Assemblers** and **Personal Care Assistants**.

Top hard skills listed in job postings in August include; **Nursing, Auditing, Warehousing, Agile software development** and **Personal Care**

Top common skills listed in job postings in August include; **Communications, Management, Customer service, Sales** and **Enthusiasm**.

Furloughed workers

The total number workers furloughed in Gloucestershire as at the 31st August was 30,700. In the below graph you can see that Gloucester has the most employments furloughed and the lowest take up rate, whereas the Forest of Dean has the smallest number furloughed and the highest take up rate.



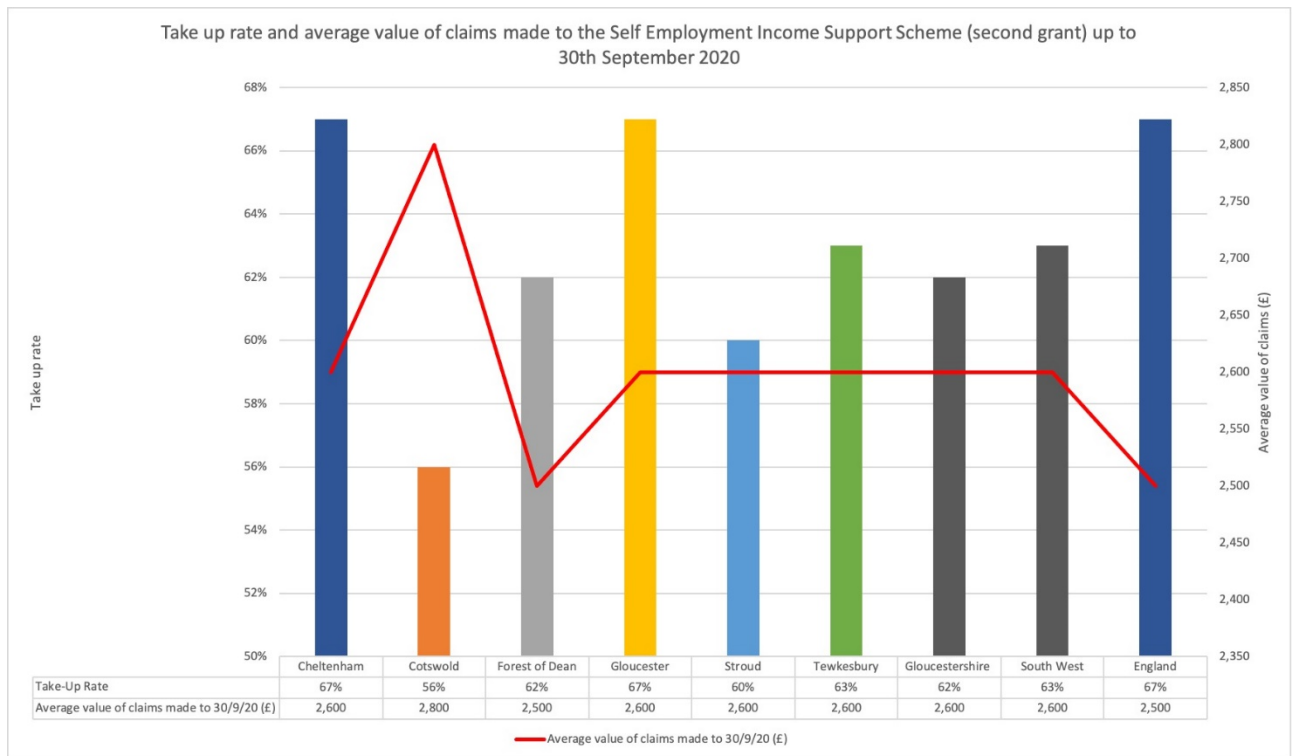
Below figures compare the latest furlough statistics for Gloucestershire against England and the South West

Furloughed employments as at 31st August 2020			
District	Employments furloughed	Eligible employments	Take-up-rate
Gloucestershire	30,700	292,200	11%
South West	243,500	2,517,100	10%
England	2,647,500	25,577,800	10%

Self Employment Income Scheme

The **first phase** of the **Self Employment Income Scheme** saw a total of 25,400 claims made in Gloucestershire up to the 31st July, which had a take up rate of 75% of those potentially eligible and totalling £76.8 million. The **second phase** of the scheme has so far seen 21,300 claims made in Gloucestershire up to the 30th September, with a take up rate of 62% and totalling £55.9 million.

The below graph shows the take up rate and average value of claims for each district and Gloucestershire, compared to the South West and England.



For information

- *The first grant, for which applications closed on 13th July 2020, was based on 80% of your trading profits and capped at £7,500 in total.*
- *The second grant is worth 70% of their average monthly trading profits, paid out in a single instalment covering 3 months' worth of profits, and capped at £6,570 in total*